

the **BOOK**

about **ART**

**TRU**e**ST**ory



Strategic Partnership for School Education



Střední uměleckoprůmyslová škola Bechyně,  
Czech Republic



Escola Artística de Soares dos Reis,  
Porto, Portugal

the **BOOK**  
about **ART**  
**TRU**e**ST**ory

Erasmus+ Strategic Partnership for School Education between EASR Porto and SUPŠ Bechyně  
2014–2016

Re: **ART** TRU**e**ST**ory**

**" [...] We're different, we're the same. [...] Because we're different, we can have the fun of exchanging worlds, giving our loves and excitements to each other. You can learn music, I can learn flying. And that's only the beginning. I think it would go on for us as long as we live."**



### About the SUPŠ Bechyně School

The Secondary Art School of Bechyně was established in 1884 as the first Czech ceramic school. The former study fields were stove-making, pottery and ceramic painting. In 2009 the school was renamed as Secondary School of Arts and Crafts – Bechyně (SUPŠ Bechyně). Nowadays, more than 200 students are studying in four main art specialisations (ceramic, industrial, graphic and multimedia design), in a three-year vocational study field (producer and decorator of ceramics). The studies are designed for students from 15 to 19 years. Last year a two-year distance postgraduate study field, called Technology of ceramics, was opened for adult students.

Since the beginning of its existence the school has brought up more than 3900 graduates – many successful artists, craftsmen, technicians and renowned art teachers among them. The school was especially significant in the development of the ceramic industry in Bohemia, Moravia and in Slovakia. Moreover, the school hosts biennial international ceramic symposia, taking place since 1966 with the cooperation of our school, organize public summer ceramic courses, days of open workshops and art exhibitions where works of both students and teachers are displayed.

The school is equally open for international cooperation. There are various successful international projects running on (exchanges with art school in Trento, Landshut, Porto), the school supports internships in international companies (Laufen s. r. o.). The aim is to readjust the education to changing demands of the time, to modernize teaching and to raise creative graduates who would be able to succeed in the domestic and international competition.



### About the Soares dos Reis School of Arts

The current Soares dos Reis School of Arts was officially established in January 1884, and designated at that time as Industrial Design School Faria Guimarães do Bonfim. Its activity began a year later in poor facilities of a small housing building. In 1887, a new building was meant to hold the school, that changed its name to Industrial School Faria Guimarães. But the constructed building was delivered to the Asylum of Abandoned Girls, keeping the school in the old facilities.

In the year of 2008 the School as moved to new facilities located in Major David Magno Street. A school campus composed of several new buildings, comprising classrooms, workshops and support facilities, features excellent conditions and high availability for a modern, twenty-first century school.

As Specialized Artistic Teaching School, Soares dos Reis – currently named Soares dos Reis School of Arts – is dedicated to the teaching and practice of the visual arts and mainly offers four specialized art courses: Audio-visual Communication, Communication Design, Product Design and Artistic Production. These four courses, directed solely at the level of high secondary education (before college), resulting in three grades – 10th, 11th and 12th – are oriented in a double perspective: study prosecution in technological specialization courses or higher education (university or polytechnic) and placement into the active, working life. The knowledge and learning of the students are guided by a team of teachers with specific and pedagogical training in the arts, as well as teachers of special techniques in various technological areas, that are a valuable heritage and an asset for the School teaching quality.

The International Projects Department (IPD) at Soares dos Reis School of Arts, aims to promote the mobility of students, allowing an opening of educational and professional horizons through exchange of values, knowledge and experience. In the context of education internationalization, the IPD ensures the internal organization and dissemination of information about the programs / initiatives and mobility partnerships between institutions, respective lines of funding and application procedures.

# coordinators



## MARTA KOTKOVÁ

Graphic Design Teacher  
Erasmus+ Coordinator at SUPŠ Bechyně

The cooperation with EASR Porto enables me in to do what I believe has a great sense: working with people that I respect, dealing with students creative tasks different from stereotype school syllabus, sharing experiences during uncommon international meetings, speaking intensively English, getting to know the surrounding of a distant art school of high quality and therefore having the chance to learn different approach to the art education.

I am honestly very happy of the results achieved, of enthusiastic creative students and satisfied colleagues- teachers. I am grateful for this opportunity and I am hoping for others to come.



## ŠTĚPÁNKA JANOUŠKOVÁ

English/French Teacher  
Erasmus+ Coordinator at SUPŠ Bechyně

I am sincerely very grateful for the cooperation with the art school in Porto. This is our first KA2 project and I think we have been very fortunate as for the choice of the school. For us, this is not only about strategic partnership... but also about nice friendship we are sharing and strong connections we have been building up with Portuguese teachers and students since last year.

It's great to see my students talking in English, being involved in activities, working together and simply "growing up" as I would wish them all to become – open-minded, independent persons, eager to travel, to get to know other cultures and people.



## AGOSTINHO SERRA

Multimedia Teacher  
Erasmus+ Coordinator at EASR Porto

The exchanges, facilitated by ERASMUS+, allow a very important academic and cultural enrichment. This KA2 projects, of strategic partnership between schools, are extremely precious to participating students and teachers, as they allow access to new learning components and a valuable exchange of knowledge and practices that would not be possible otherwise.

This particular project with SUPŠ Bechyně school was a truly satisfying experience, full of novelties and adventures. It was particularly interesting to see the development of students and open and warm way they accepted the challenge. At the SUPŠ Bechyně team, I extend my sincere gratitude.



## MARIANA REGO

Design Teacher  
Erasmus+ Coordinator at EASR Porto

With the development of this project in cooperation with the Bechyně's school I establish a very rewarding experiences for my performance as a teacher. This project allowed us to know a new culture, new knowledge about different techniques and processes.

However the most important aspect in this project beyond the involvement of all stakeholders was the friendly relationship established. This relationship allowed a greater involvement and enrichment of the affective aspect inherent in this project.

# STEPS

**01** handwritten text

**02** pictures

**03** stories

**04** stop-motion animation

**05** project logo

**06** animation logo and poster

**07** photonovel

**08** merchandising objects

**09** project book

**10** web page



# 01 step ONE

## handwritten texts

What do we know about each other? What are we like? And what are our countries like? Do we have any real knowledge, or just vague ideas and maybe incorrect prejudice? Step one will help

us to get to know more. Our concepts are fitting in each other, becoming more accurate. For the first time we are learning something that might help to get to know each other better.

### TASK:

Try to write personal texts, ideas, opinions;  
2 x short handwritten texts on the following topics:

1. What do you think that might happen if you go to the Czech Republic/Portugal? What are you going to see, what will be the cities like, people, what about your Czech/Portuguese peers? What are the people eating, how do they behave...?
2. Imagine that a Czech/Portuguese student is coming to Porto/Prague. He/she is coming to a completely unknown place. If you want to prepare him/ her for the arrival by describing how it looks there, what are Portuguese/Czech people like, what might happen to him/her.

TRY TO WRITE DOWN WHAT SEEMS IMPORTANT FOR YOU!!!



Have you read our book ?

# 02 step TWO

## pictures

### Picture materials

Thanks to the previous step we have learned more about each other. Some ideas have been confirmed, some disproved, perhaps. The "image" that we have been creating about the others is more and more truthful.

Step 2 should clarify more our ideas. Owing to pictures, photos about ourselves, to our surroundings and to typical places we might get an interesting art collage illustrating our different countries.

### TASK:

1. Make one picture depicting **YOURSELF**.
2. Make one pictures where you depict your surroundings. Think about **WHAT IS IMPORTANT FOR YOU**.
3. Make one picture portraying what you think is **TYPICAL FOR YOUR COUNTRY**.



# 03 step THREE

## stories

This step is about narration... Stories about somebody, something... Portuguese or Czech. Narrations about what would be, if there was something... Stories depicting what would happen, if thanks to somebody or something

our two countries met together... Out of all ideas we will choose the best that will serve as basis for the animation screenplay and for the stop-motion animation as a follow-up.


## TASK:

Write a story about people, things... and try to relate somehow our two countries. Make sure your text serves as a screenplay for a short animation movie. Here below there are some possible "unfinished beginning" that you may develop further:

1. I was dreaming peacefully in my comfy bed, when suddenly I woke up...
2. One night I had a dream. I fell asleep and suddenly I woke up in the middle of an unknown town. I had a feeling that I am supposed to spend there one day...
3. I would like to tell you a story of a really remarkable, unusual day... As every day, I was walking slowly to school across the square in our town. Suddenly, I noticed a bed in the middle of the square. Then I saw somebody in there, looking around in confusion...
4. As every day, I was walking slowly to school. Suddenly, I noticed something lying on the ground. Yes, I recognized it in a moment – it was from Portugal/Czech Republic! It was...
5. Other topic



**VOTING:**  
**Stick the flower**  
**on your most**  
**favourite story!**




# 04 step FOUR

## animation

Thanks to the previous steps we have learned more about each other.

Some ideas have been confirmed, some disproved, perhaps. The "image" that we have been creating about the others has become more and more truthful. Step 2 clarified more our ideas.

Thanks to pictures, photos of ourselves, of our surrounding and of typical places around us, we might get an interesting art collage illustrating our different countries.




### STOP-MOTION ANIMATION STORYBOARD

- A story about meeting of two countries,
- about TRAVELLING that broads the mind,
- about PEOPLE who appear and disappear again,
- about RELATIONSHIPS we make up in our lives,
- about MEMORIES that stay,
- and about EXPERIENCE that give us power to build new bridges...





**...and together we build on  
our mutual exchange  
and experience**



# 05 step FIVE

## project logo

All two-year Erasmus+ cooperation Re: ART TRUeSTory has become an important activity of our students and part of our schools, therefore an important activity at our schools and therefore it me-

rits to be seen and promoted. There are ideas for the logo of the whole project. The work responding the best to the requirements becomes the final logotype of the project.



### DID YOU KNOW THAT?

The letters of the logos have been scanned, selected and subsequently arranged as follows for the final version of the project logo.



# Re: ART TRUeSTory

**Created by Linda Trnková**

Logotype expresses cooperation, creativity of young people, art performance, and witty humor...



# 07 step SEVEN

## photonovel

During the stop-motion animation many shots have been made. By choosing a certain amount, depicting clearly the process of the animation, we might get enough material to make a photonovel. The story will live and survive both in the

form of a video, but also in printed and binder version textbook. The step n°7 represents the preparation of the cover of the whole... and of the design of the book.

### TASK:

- **Create a simple publication that would introduce readers to the story, on the basis of the selected shots of the animation.**
- **A photonovel, or basically a printed version of the stop-motion animation will be created.**



**Have you seen our photonovel ?**



# 08 step EIGHT

## merchandising objects

Two years of work – so many ideas, opinions, ideas, sketches, paintings, drawings, graphics, photos, modelling, ceramic paintings, pottery wheel work, webdesign, work with sound and film edition... A great amount of technologies and art techniques, a lot

of creative art work that deserves to be seen, published and celebrated – again in a creative way. The aim of this step is to create and to make many imaginative, playful promotional objects for the whole project.

### TASK:

Merchandising - souvenir or promotional objects

Design a motif or several motives symbolizing both the cooperation of our schools and the stop-motion animation.

Modify these ideas, so that they may be possibly used for various promotional objects, made with different technologies (silkscreen, digital print) and on various materials (paper, textile, ceramics).



Viva silkscreen!





**Silkscreen joy**



**Our results – our merchandising objects**



# 09

# step

# NINE

# project book

Not only art work was the aim of the whole project, but also mutual understanding of relatively distant countries, different languages, communication in English, intensive common meetings. All of that represents the project Re: ART TRUeSTory. As soon as we assemble

pages into chapters, we will also close the entire project in the form of a book. It will serve as an acknowledgement and memory for all participants and certainly as inspiration for future projects...

## Booklet about the project Re: ART TRUeSTory

- Final work of the project
- Document and evaluate two years of cooperation in the project tasks
- Also show the results and remind of each project meetings and workshops

the **BOOK**

about **ART**

**TRU**eSTory

...right now you are  
flipping through  
the pages...



# MEETINGS

- 01** Czech Republic, 12th–16th January 2015
- 02** Portugal, 9th–13th March 2015
- 03** Czech Republic, 15th–19th June 2015
- 04** Portugal, 19th–23rd October 2015
- 05** Czech Republic, 29th February – 4th March 2016
- 06** Portugal, 9th–13th May 2016



01

# meeting

**Czech Republic, 12th–16th January 2015**

The first project meeting taking place at SUPŠ Bechyně was mainly about getting to know together, about discussing various approaches towards school educational systems, about the study fields at both schools, about differences and similarities in both cultures and of course, about the possibilities of our two-year cooperation. Six Portuguese graphic design students participated actively in various workshops, not only in graphic techniques but also in pottery. One of the main tasks of the meeting was to

display the exhibition, like the texts and pictures that had been made by Czech and Portuguese students before the first meeting. During the opening vernissage Portuguese students presented their schools, so that the public and our students could get to know more about the project partner school. As part of the project meeting, there was a trip organized to Pisek's gallery called Sladovna, where students could see great masters of Czech illustrations.



# graphic & ceramic workshops



# FIRST



**a trip  
to Pisek**



**together**



# meeting SECOND

02

Portugal,  
9th–13th March 2015

The second meeting was also the first visit of the Czech students at EASR Porto. Seven Czech multimedia students had the opportunity to see a modern school building with great technical equipment and to meet with very nice Portuguese teachers who prepared for them interesting workshops in multimedia and in graphic technologies, so far unknown for the students (e.g. jewellery making). There was also a presentation of the Czech school to Portuguese students. During the project meeting not only students, but also teachers were very busy – they spent most of the time reflecting on next steps of the project, planning next meetings and events. It was also a great opportunity to get to know such a beautiful town as Porto and to walk on the Portuguese coast.



# workshop



more  
photos





# Atlantic coast



**Czech Republic,  
15th–19th June 2015**

The third meeting was organized again by SUPŠ Bechyně. The Portuguese students who came to Bechyně were mainly from ceramic study field, therefore the workshops were mostly done in pottery (working on the pottery wheel, inventing the design and making the pottery forms, decorating the porcelain etc). Two graphic design students helped during the making of the stop-motion animation, one of the main parts of the third project meetings. Probably nobody had the idea how difficult the work would be...

In the end of the week the Portuguese group visited Tábor, Český Krumlov and Prague. Both schools then took a summer vacation break.



03

meeting


THIRD



workshops circle and painting



# stop-motion animation week





04

meeting

**Portugal,  
19th–23rd October 2015**

The fourth project meeting took place again in Porto. Due to great and successful experience from the last year, some of the workshops had to be repeated for the Czech students of the graphic design. For the ceramic students pottery workshops were very interesting. As for the coordinators, they had to communicate the details

of the last project meetings and to agree on the other tasks in the cooperation. The main goal of the meeting was the preparation and design of project merchandising objects. The students could get to know more about the silkscreen technique, about print on the textile. The new acquired experience was used after the arrival to SUPŠ Bechyně where all the project merchandising objects were created.

FOURTH

**silkscreen &  
typographia  
workshops**





# meeting FIFTH



# 05

## Czech Republic 29th February – 4th March 2016

The workshops in the fifth meeting in Bechyně were arranged mainly for the Portuguese students of ceramic design who participated in this meeting. They worked together with Czech students in the modeling workshop, creating together a collage of relief. They also tried making the pottery on the pottery wheel, painting on ceramic pins and working with decals on porcelain. It was very important to prepare together the final exhibition of all steps in the project and to organize the following vernissage for the public with the premiere of the stop-motion animation Travel of Memories. Czech and Portuguese students were involved actively in the preparation of the whole event, installing and displaying the posters and products, preparing promotional notebooks, preparing Portuguese and Czech beverages and, for instance, decorating typically Czech gingerbreads for our guests.

The complex exhibition was officially opened by creative student fun show; the public could then see lots of results from the two-year intense cooperation. It was also a great opportunity to thank nicely to all participants, both teachers and students, for their work, enthusiasm... for their endurance and patience. It is more than certain that we would not be able to celebrate those results without the funds of Erasmus+...



# workshops



# vernissage and premiere



**24/7** animation crew



06

# meeting

# SIXTH

## Portugal, 9th–13th May 2016

The last 6 th meeting (9 th to 15 th May 2016) was also the last meeting in Porto and the last ever in the whole project Erasmus+ Re: ART TRUeSTory. The final exhibition from SUPŠ Bečyně was partly moved to EASR Porto. The whole week at school was again filled up with great and useful workshops. After the experience from the last two stays at the Portuguese school, the teachers allowed the Czech students

to work again with the silkscreen, but creating the print form in a different way. Moreover, the students worked with type printing, they created a short stop-motion animation and one ceramic student participated in a modeling workshop. The Czech students were shown some other interesting technological procedures... and then it was high time to say goodbye and to hope for meeting soon in the future.




# workshops







**our  
homemade  
handbag**



# reports



## Miguel Howard

3rd year graphic design student  
EASR Porto

*What would you wish to the cooperation between schools?*

I'd wish this cooperation wouldn't fade away since it's a good experience for the students from each country. I'm not talking about myself here, I truly think it's an important practice for future students to try out for their work and life experience.

Taking all in account, I believe this partnership should actually endure throughout the years so the students can have this amazing experience for themselves.



## João Vieira

3rd year graphic design student  
EASR Porto

*What do you think about the partnership with SUPŠ Bechyně?*

This partnership has created strong bonds between Portugal and the Czech Republic. It allowed people from both countries to get to know each other's culture in a really friendly and fun way. I can only thank the opportunity that was given to me to visit such a beautiful country and such amazing people.



## Patrícia Ribeiro

3rd year graphic design student  
EASR Porto

*What are the challenges that you have faced/ are facing?*

In my opinion one of the biggest challenges we faced with this exchange program was the language and communication difficulty between us and the Czech Republic students.



## Alice Brousilová

3rd year multimedia design student  
SUPŠ Bechyně

*What do you think about the partnership with EASR Porto?*

This partnership brought me only the best memories and precious experiences. I can speak for all of the participating students, telling how much we appreciated the opportunity to meet such amazing people and their beautiful country. In my opinion, this partnership should definitely continue in the future. I am glad I have spent such an amazing week in Porto!



## Eva Andršová

3rd year ceramic design student  
SUPŠ Bechyně

*What are the challenges that you have faced/ are facing?*

Well... to be honest... sometimes I had problems to express myself in English and to think in foreign language all the time. And also, it was difficult for me to involve into dialogues, to mingle, since sometimes Czech and Portuguese kept talking together as separate groups...



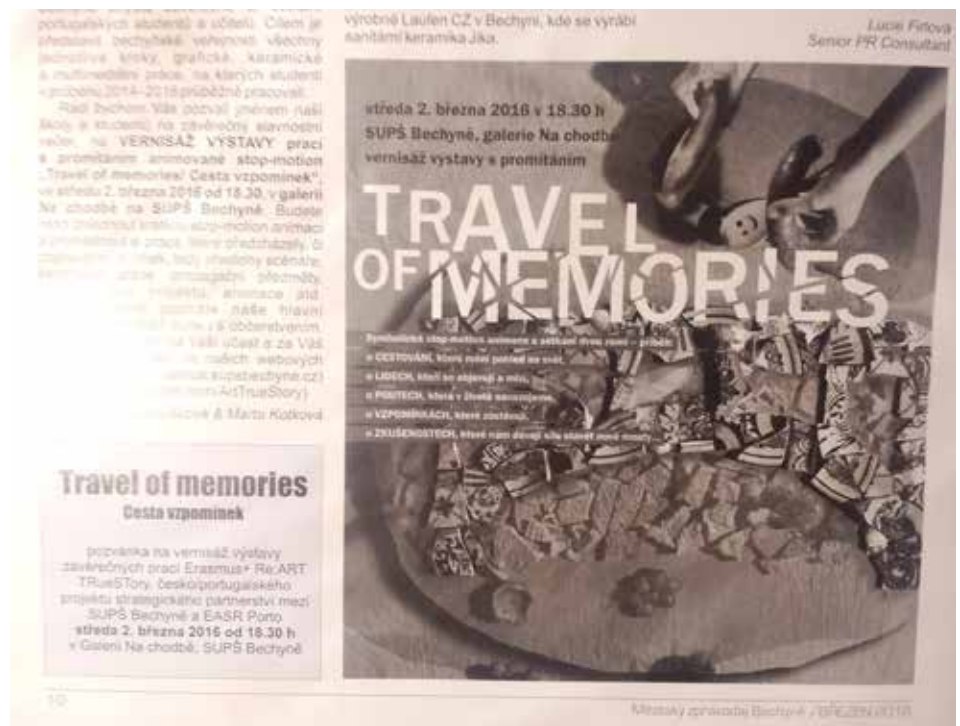
## Linda Trnková

2nd year graphic design student  
SUPŠ Bechyně

*What would you wish to the cooperation between schools?*

I don't know... for the project itself... that it keeps on going.

# our project in the media





The book, the last of the art steps, was created as a result of the Erasmus+ two-year school project 2014–2016. All the texts and photos were created by students and teachers of SUPŠ Bechyně (Czech Republic) and EASR Porto (Portugal) involved in the Erasmus+ school project.

graphic design © Barbora Truhlářová  
SUPŠ Bechyně, Czech Republic  
2016

© SUPŠ Bechyně, 2016